

(I) a Statement Showing Shareholding Pattern

Name of the Company: Bombay Rayon Fashions Limited			
Scrip Code/ Name of the scrip: 532678/ BRFL		Class of Security : Equity	
Quarter ended: December 31, 2012			
Partly paid-up shares:-	No. of partly paid-up shares	As a % of total no. of partly paid-up shares	As a % of total no. of shares of the company
Held by promoter/promoter group	-	-	-
Held by public	-	-	-
Total - D	-	-	-
Outstanding convertible securities:-	No. of outstanding securities	As a % of total no. of outstanding convertible securities	As a % of total no. of shares of the company, assuming full conversion of the convertible securities
Held by promoter/promoter group	-	-	-
Held by public	-	-	-
Total - E	-	-	-
Warrants:-	No. of warrants	As a % of total no. of warrants	As a % of total no. of shares of the company, assuming full conversion of warrants
Held by promoter/promoter group			
Held by public			
Total - F			
Total paid-up capital of the company, assuming full conversion of warrants and convertible securities (Grand Total {(A+B+C)+ D+E+F})	13,46,00,000 Equity Shares of Rs. 10/- each fully paid up.		



Table (I) A

Category code	Category of Shareholder	Number of Shareholders	Total number of shares	Number of shares held in dematerialized	Total shareholding as a percentage of total number of shares		Shares Pledged or otherwise encumbered	
					As a percentage of (A+B) ¹	As a percentage of (A+B+C)	Number of shares	As a percentage (IX) = (VIII)/(IV)*100
(I)	(II)	(III)	(IV)	(V)	(VI)	(VII)	(VIII)	(IX)
(A)	Shareholding of Promoter and Promoter Group²							
1	Indian							
(a)	Individuals/ Hindu Undivided Family	11	22456500	22456500	16.63	16.63	14327000	63.80
(b)	Central Government/ State Government(s)	-	-	-	-	-	-	-
(c)	Bodies Corporate	4	51922760	51922760	38.58	38.58	11000000	21.19
(d)	Financial Institutions/ Banks	-	-	-	-	-	-	-
(e)	Any Others(Specify)	-	-	-	-	-	-	-
	Sub Total(A)(1)	15	74379260	74379260	55.26		25327000	34.05
2	Foreign							
(a)	Individuals (Non-Residents Individuals/ Foreign Individuals)	-	-	-	-	-	-	-
(b)	Bodies Corporate	1	51000400	51000400	37.89	37.89	-	-
(c)	Institutions	-	-	-	-	-	-	-
(d)	Any Others(Specify)	-	-	-	-	-	-	-
	Sub Total(A)(2)	1	51000400	51000400	37.89	37.89	0	0.00
	Total Shareholding of Promoter and Promoter Group (A)= (A)(1)+(A)(2)	16	125379660	125379660	93.10	93.10	25327000	20.20
(B)	Public shareholding							
1	Institutions							
(a)	Mutual Funds/ UTI	-	-	-	-	0.00	-	-
(b)	Financial Institutions / Banks	2	34548	34548	0.02	0.03	-	-
(c)	Central Government/ State Government(s)	-	-	-	-	-	-	-
(d)	Venture Capital Funds	-	-	-	-	-	-	-
(e)	Insurance Companies	-	-	-	-	-	-	-
(f)	Foreign Institutional Investors	23	178625	178625	0.13	0.13	-	-
(g)	Foreign Venture Capital	-	-	-	-	-	-	-
(h)	Any Other (specify)	-	-	-	-	-	-	-
	Sub-Total (B)(1)	25	213173	213173	0.16	0.16		
2	Non-institutions							
(a)	Bodies Corporate	235	5863737	5863737	4.27	4.36	-	-
(b)	Individuals							
I	Individuals -i. Individual shareholders holding nominal share capital up to Rs 1 lakh	6791	795042	789036	0.58	0.59	-	-
II	ii. Individual shareholders holding nominal share capital in excess of Rs. 1 lakh	30	1950181	1950181	1.65	1.65	-	-
(c)	Any Other (specify)	-	-	-	-	-	-	-
(c-i)	Clearing Member	78	223493	223493	0.10	0.10	-	-
(c-ii)	Non Resident Indians (repat)	67	171991	76051	0.12	0.13	-	-
(c-iii)	Non Resident Indians (non repat)	21	2723	2723	0.00	0.00	-	-
	Sub-Total (B)(2)	7222	9007167	8905223	6.69	6.69		
(B)	Total Public Shareholding (B)= (B)(1)+(B)(2)	7247	9220340	9118396	6.85	6.85	1.21	1.21
	TOTAL (A)+(B)	7263	134600000	134498056	100.00	100.00	25327000	18.82
(C)	Shares held by Custodians and against which Depository Receipts have been issued	0	0	0	NA	0	NA	NA
1	Promoter and Promoter Group	0	0	0	0	0		
2	Public	0	0	0	0	0		
	Sub-Total (C)	0	0	0	0	0	0	0
	GRAND TOTAL (A)+(B)+(C)	7263	134600000	134498056	NA	100.00	25327000	18.82

¹ For determining public shareholding for the purpose of Clause 40A.² For definitions of "Promoter" and "Promoter Group", refer to Clause 40A.

NA - Not Applicable



(I)(b) Statement showing holding of securities (including shares, warrants, convertible securities) of persons belonging to the category "Promoter and Promoter Group"

Sr. No.	Name of the shareholder	Total shares held		Shares pledged or otherwise encumbered			Details of warrants		Details of convertible securities		Total shares (including underlying shares assuming full conversion of warrants and convertible securities) as a % of diluted share capital
		Number of shares held	As a % of grand total (A) + (B) + (C)	Number	As a percentage	As a % of grand total (A)+(B)+(C) of sub-clause (I)(a)	Number of warrants held	As a % of total number of warrants of the same class	Number of convertible securities held	As a % of total number of convertible securities of the same class	
(I)	(II)	(III)	(IV)	(V)	(VI)= (V)/(III)*100	(VII)	(VIII)	(IX)	(X)	(XI)	(XII)
1	JANARDAN AGRAWAL	7756422	5.76	1200000	15.47	0.89	N.A.				
2	AMAN AGRAWAL	3338404	2.48	3250000	97.35	2.41					
3	PRASHANT AGRAWAL	6162994	4.58	6077000	98.60	4.51					
4	BIMLADEVI AGRAWAL	413200	0.31	0.00	0.00	0.00					
5	VINITA AGRAWAL	3815980	2.84	3800000	99.58	2.82					
6	PRIYANKA AGRAWAL	44200	0.03	0.00	0.00	0.00					
7	PAYAL CHAUDHARY	179300	0.13	0.00	0.00	0.00					
8	VEDANT AMAN AGRAWAL	320000	0.24	0.00	0.00	0.00					
9	AAYUSH PRASHANT AGRAWAL	120000	0.09	0.00	0.00	0.00					
10	JANARDAN BISESHWARLAL AGRAWAL	156000	0.12	0.00	0.00	0.00					
11	SUSHILA MUKESH AGRAWAL	150000	0.11	0.00	0.00	0.00					
12	REYNOLD SHIRTING LIMITED	13600000	10.10	3600000	26.47	2.67					
13	BOMBAY RAYON CLOTHING LIMITED	7402760	5.50	7400000	99.96	5.50					
14	B R MACHINE TOOLS PRIVATE LIMITED	2500000	1.86	0.00	0.00	0.00					
15	AAA UNITED B.V.	51000400	37.89	0.00	0.00	0.00					
16	ASHWELL HOLDING COMPANY PRIVATE LIMITED	28420000	21.11	0.00	0.00	0.00					
TOTAL		125379660	93.15	25327000	20.20	18.82					

(*) The term "encumbrance" has the same meaning as assigned to it in regulation 28(3) of the SAST Regulations, 2011



(l)(c)(i) Statement showing holding of securities (including shares, warrants, convertible securities) of persons belonging to the category "Public" and holding more than 1% of the total number of shares:

Sr. No.	Name of the shareholder	Number of shares	Shares as a percentage of total number of shares {i.e., Grand Total (A)+(B)+(C) indicated in Statement at para (l)(a) above}	Details of Warrants		Details of convertible securities		Total shares (including underlying shares assuming full conversion of warrants and convertible securities) as a % of diluted share capital
				Number of warrants held	As a % of total number of warrants of the same class	Number of convertible securities held	% w.r.t. total number of convertible securities of the same class	
1	RELIGARE FINVEST LTD	2306572	1.71	-	-	-	-	1.62
TOTAL		2306572	1.71	-	-	-	-	1.62



(l)(c)(ii) Statement showing holding of securities (including shares, warrants, convertible securities) of persons (together with PAC) belonging to the category "Public" and holding more than 5% of the total number of shares of the Company:

Sr. No.	Name of the shareholder	Number of shares held	Shares as a percentage of total number of shares {i.e., Grand Total (A)+(B)+(C) indicated in Statement at para (l)(a) above}	Details of Warrants		Details of convertible securities		Total shares (including underlying shares assuming full conversion of warrants and convertible securities) as a % of diluted share capital
				Number of warrants held	As a % of total number of warrants of the same class	Number of convertible securities held	% w.r.t. total number of convertible securities of the same class	
-	-	-	-	-	-	-	-	-




(I)(d) Statement showing details of locked-in shares:

Sr. No.	Name of the shareholder	Number of locked-in shares	Locked-in shares as a percentage of total number of shares {i.e., Grand Total (A)+(B)+(C) indicated in Statement at para (I)(a) above}	Promoter/Promoter Group/Public
1	REYNOLD SHIRTING LIMITED	10000000	7.43	Promoter Group
2	B R MACHINE TOOLS PRIVATE LIMITED	2500000	1.86	Promoter Group
TOTAL		12500000	9.29	




(II)(a) Statement showing details of Depository Receipts (DRs):

Sr. No.	Type of outstanding DR (ADRs, GDRs, SDRs, etc.)	Number of outstanding DRs	Number of shares underlying outstanding DRs	Shares underlying outstanding DRs as a percentage of total number of shares (i.e., Grand Total (A)+(B)+(C) indicated in Statement at para (I)(a) above}
-	-	0	0	0
TOTAL		0	0	0




(II)(a) Statement showing details of Depository Receipts (DRs):

Sr. No.	Type of outstanding DR (ADRs, GDRs, SDRs, etc.)	Number of outstanding DRs	Number of shares underlying outstanding DRs	Shares underlying outstanding DRs as a percentage of total number of shares (i.e., Grand Total (A)+(B)+(C) indicated in Statement at para (I)(a) above}
-	-	0	0	0
TOTAL		0	0	0



(II)(b) Statement showing holding of Depository Receipts (DRs), where underlying shares held by "promoter/promoter group" are in excess of 1% of the total number of shares:

Sr. No.	Name of the DR Holder Type of outstanding DR (ADRs, GDRs, SDRs, etc.)	Number of shares underlying outstanding DRs	Shares underlying outstanding DRs as a percentage of total number of shares {i.e., Grand Total (A)+(B)+(C) indicated in Statement at para (I)(a) above}
-	-	0	0
	TOTAL	0	0



(III)(a) Statement showing the Voting Pattern of Shareholders, if more than one class of Shares / Securities is issued by the Issuer:

Category	Category of Shareholder	Number of Voting Rights held in each Class of Securities			Total Voting Rights(III+IV+V=VI)	Total Voting Rights(VI)	
		Class X	Class Y	Class Z		As a percentage of (A+B)	As a percentage of (A+B+C)
(I)	(II)	(III)	(IV)	(V)	(VI)	(VII)	(VIII)
NOT APPLICABLE							

